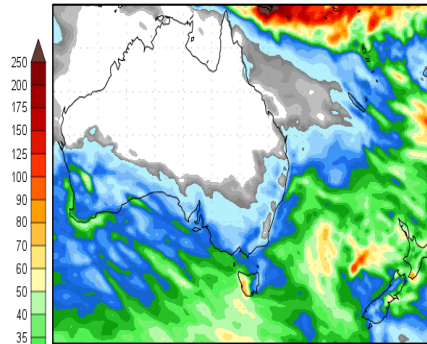


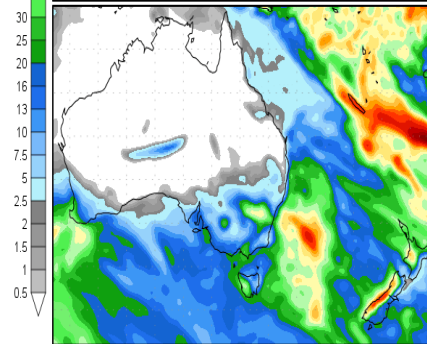
### Precipitation Forecasts

Precipitation (mm)  
during the period:

Mon, 28 AUG 2017 at 12Z  
-to-  
Tue, 05 SEP 2017 at 12Z

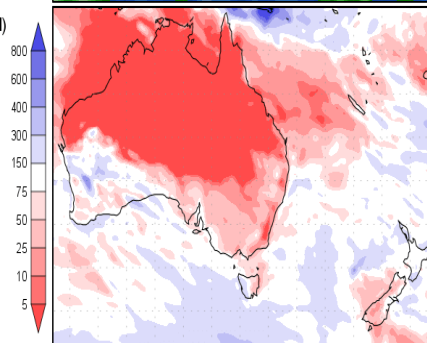


Tue, 05 SEP 2017 at 12Z  
-to-  
Wed, 13 SEP 2017 at 12Z

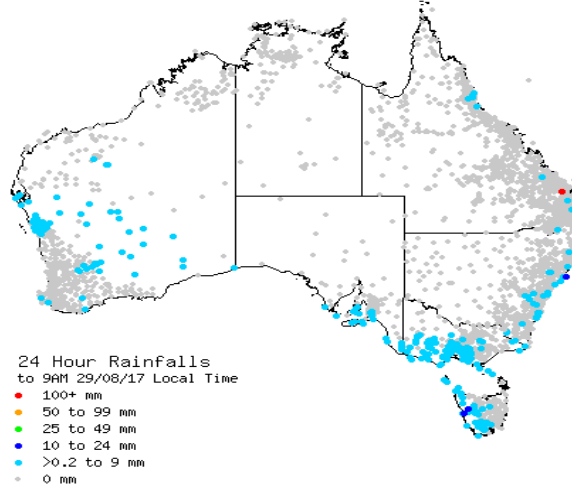


Precipitation (% of normal)  
during the first period:

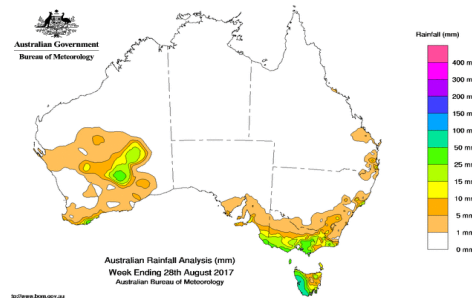
Mon, 28 AUG 2017 at 12Z  
-to-  
Tue, 05 SEP 2017 at 12Z



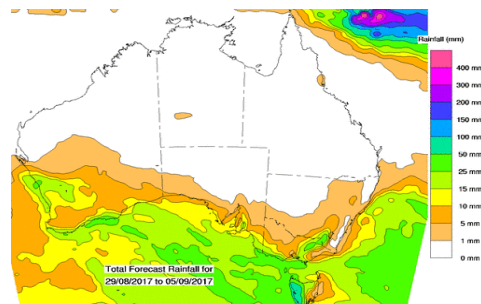
### 24hr Rainfall to 9am 29/08/17



### Rainfall week ending 28/08/17



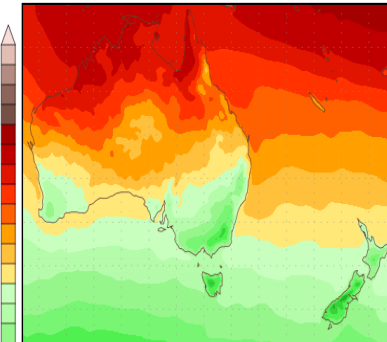
### Forecast Rainfall 29/08/17 to 05/09/17



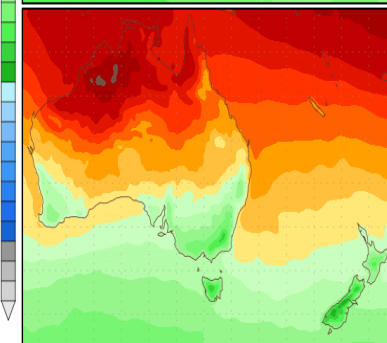
### Temperature Forecasts

Mean Surface Temperature (°C)  
during the period:

Mon, 28 AUG 2017 at 12Z  
-to-  
Tue, 05 SEP 2017 at 12Z



Tue, 05 SEP 2017 at 12Z  
-to-  
Wed, 13 SEP 2017 at 12Z



Temperature Anomaly  
during the first period:

Mon, 28 AUG 2017 at 12Z  
-to-  
Tue, 05 SEP 2017 at 12Z

